

COLECCIÓN BRONCE ANTIGUO

Ø 20

Ø 30




CASTELL
 Ø 30 / 6 cm
 Ø 20 / 5 cm



VIANA
 Ø 30 / 6,5 cm
 Ø 20 / 5 cm



MENDAUR
 Ø 30 / 6 cm
 Ø 20 / 4 cm



INCA
 Ø 30 / 6,3 cm
 Ø 20 / 4 cm



TOSCANA
 Ø 30 / 4,5 cm
 Ø 20 / 3 cm



TAPÓN
 Ø 30 / 2 cm
 Ø 20 / 1,5 cm



POP
 Ø 30 / 2,2 cm
 Ø 20 / 1,3 cm



CILINDRO
 Ø 30 / 6 cm
 Ø 20 / 5 cm




VELATE
 Ø 30 / 9 cm
 Ø 20 / 7 cm



ESFERA
 Ø 30 / 7,2 cm
 Ø 20 / 6 cm



SLCBA
 Ø 30 / 2 cm
 Ø 20 / 2 cm



STIRBA
 Ø 30 / 7 cm
 Ø 20 / 6 cm



SIRBA
 Ø 30 / 9 cm
 Ø 20 / 8,5 cm




SDIRBA
 Ø 30-30 / 9,5 cm-6,5 cm
 Ø 30-20 / 9 cm-6 cm
 Ø 20-20 / 8,5 cm-5,5 cm



SXCBA
 Ø 30 / 19 cm
 Ø 20 / 13,5 cm



SXTOBA
 Ø 30 / 25 cm
 Ø 20 / 24,5 cm



RLBA
 6 cm



STTOBA
 Ø 30 / 9 cm
 Ø 20 / 7,5 cm



STOBA
 Ø 30 / 9 cm
 Ø 20 / 7,5 cm



SDTOBA
 Ø 30/20 / 5-7 cm
 Ø 20/20 / 5-6 cm

COLECCIÓN BRONCE ANTIGUO



TBA



ABBA 30 cm



CROBA

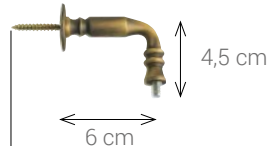
ANBA



ANPBA



LP 105BA
4,2 cm



PCBA



LP110BA
8,7 cm



ALGBA
3,8 cm

